

Probate ♦ Overview

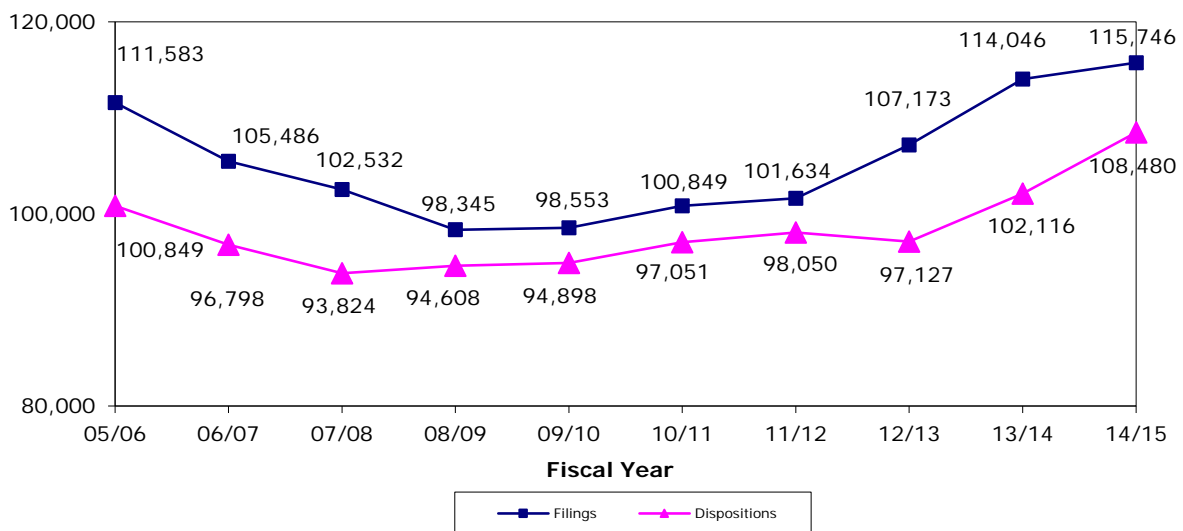
The Probate division includes the following two categories of probate cases: probate and mental health and trust and guardianship. Within these categories are the following case types:

Probate and Mental Health - probate, Baker Act, Substance Abuse Act, and other social cases (examples of other social cases include: developmental disability, tuberculosis control, Adult Protective Services Act, and other similar events)

Trust and Guardianship - adult and minor guardianship and trust

In the Probate division, filings correspond to each petition filed. Dispositions correspond to each petition disposed.

**PROBATE FILINGS AND DISPOSITIONS
FY 2005-06 to FY 2014-15**

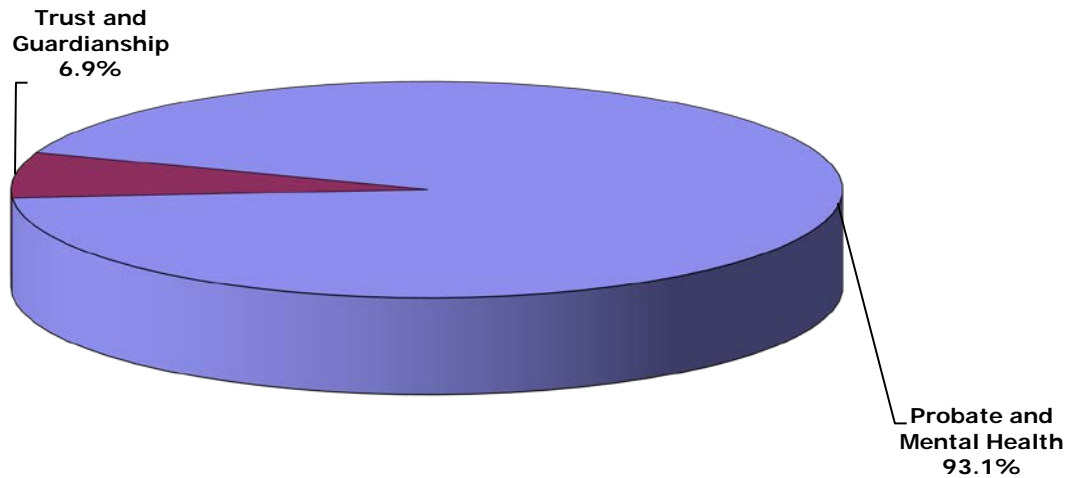


PROBATE FILINGS
Statewide by Category/Case Type and Month
FY 2014-15

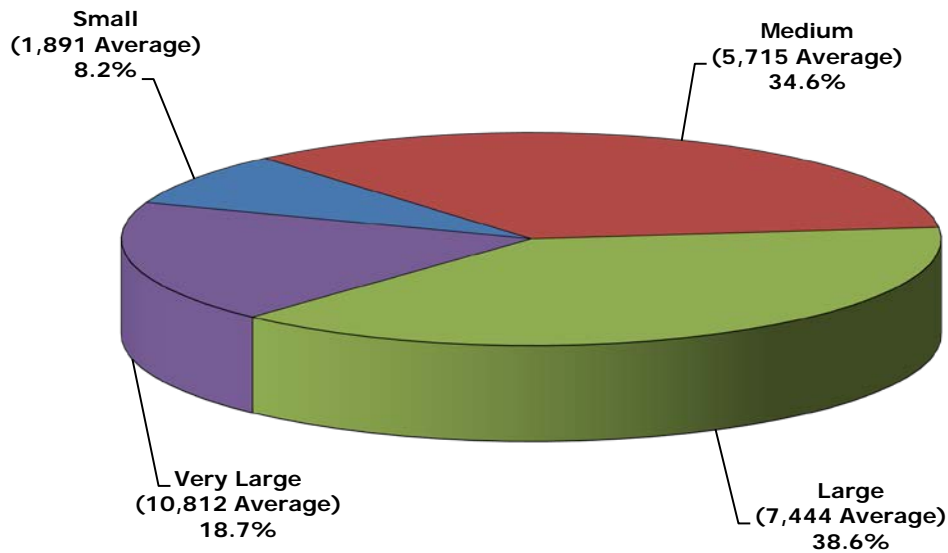
Category/ Case Type	Jul	Aug	Sep	Oct	Nov	Dec	Jan	Feb	Mar	Apr	May	Jun	Total
A. Probate and Mental Health	9,365	8,576	8,726	9,269	7,142	8,320	8,626	8,893	10,211	9,861	8,967	9,860	107,816
1. Probate	4,798	4,397	4,435	4,669	3,659	4,036	4,399	4,642	5,144	5,106	4,532	4,951	54,768
2. Baker Act	3,321	3,033	3,197	3,304	2,546	3,173	3,011	3,012	3,684	3,420	3,077	3,480	38,258
3. Substance Abuse	785	726	745	822	604	707	788	749	890	857	911	904	9,488
4. Other Social Cases	461	420	349	474	333	404	428	490	493	478	447	525	5,302
B. Trust and Guardianship	698	681	620	737	616	572	605	641	682	729	648	701	7,930
1. Guardianship	608	595	540	654	539	502	536	562	597	627	569	601	6,930
2. Trust	90	86	80	83	77	70	69	79	85	102	79	100	1,000
Total	10,063	9,257	9,346	10,006	7,758	8,892	9,231	9,534	10,893	10,590	9,615	10,561	115,746

Probate ♦ Filings

**PROBATE FILINGS
by Category
FY 2014-15**



**PROBATE FILINGS
by Circuit Size*
FY 2014-15**



*Small Circuits - 2nd, 3rd, 8th, 14th, 16th;
 Medium Circuits - 1st, 5th, 7th, 10th, 12th, 18th, 19th;
 Large Circuits - 4th, 6th, 9th, 13th, 15th, 20th; and
 Very Large Circuits - 11th, 17th (as defined in the Glossary).

PROBATE FILINGS
by Circuit and Case Type
FY 2014-15

Circuit	Probate	Baker Act	Substance Abuse	Other Social Cases	Guardianship	Trust	Total
1	2,115	2,049	416	168	259	52	5,059
2	1,011	1,341	156	285	175	22	2,990
3	656	164	157	37	71	1	1,086
4	2,757	1,428	464	179	492	44	5,364
5	4,150	2,224	329	421	393	10	7,527
6	5,060	3,523	208	242	425	71	9,529
7	3,218	1,614	761	143	334	32	6,102
8	897	1,644	139	134	121	7	2,942
9	2,551	2,102	601	331	560	57	6,202
10	2,111	1,967	427	235	305	21	5,066
11	4,156	5,107	861	1,361	950	55	12,490
12	3,102	1,726	1,190	246	345	86	6,695
13	2,458	3,178	968	284	376	62	7,326
14	1,104	556	167	41	92	8	1,968
15	4,941	1,475	697	242	506	219	8,080
16	381	41	32	6	9	0	469
17	4,028	3,384	973	312	396	41	9,134
18	2,774	1,326	576	218	418	49	5,361
19	2,469	1,040	194	151	206	132	4,192
20	4,829	2,369	172	266	497	31	8,164
Total	54,768	38,258	9,488	5,302	6,930	1,000	115,746

Probate ◆ Filings

PROBATE FILINGS
by Circuit/County and Category
FY 2014-15

Circuit/County	Probate and Mental Health	Trust and Guardianship	Total
Circuit 1	4,748	311	5,059
Escambia	2,702	110	2,812
Okaloosa	1,140	75	1,215
Santa Rosa	607	108	715
Walton	299	18	317
Circuit 2	2,793	197	2,990
Franklin	102	3	105
Gadsden	413	64	477
Jefferson	58	5	63
Leon	2,046	110	2,156
Liberty	37	3	40
Wakulla	137	12	149
Circuit 3	1,014	72	1,086
Columbia	402	23	425
Dixie	92	2	94
Hamilton	66	7	73
Lafayette	44	2	46
Madison	108	9	117
Suwannee	206	23	229
Taylor	96	6	102
Circuit 4	4,828	536	5,364
Clay	515	77	592
Duval	4,043	430	4,473
Nassau	270	29	299

PROBATE FILINGS
by Circuit/County and Category
FY 2014-15

Circuit/County	Probate and Mental Health	Trust and Guardianship	Total
Circuit 5	7,124	403	7,527
Citrus	814	66	880
Hernando	1,898	110	2,008
Lake	1,726	74	1,800
Marion	2,270	137	2,407
Sumter	416	16	432
Circuit 6	9,033	496	9,529
Pasco	2,815	127	2,942
Pinellas	6,218	369	6,587
Circuit 7	5,736	366	6,102
Flagler	481	73	554
Putnam	344	23	367
St. Johns	868	77	945
Volusia	4,043	193	4,236
Circuit 8	2,814	128	2,942
Alachua	2,155	76	2,231
Baker	163	15	178
Bradford	104	11	115
Gilchrist	65	4	69
Levy	202	21	223
Union	125	1	126
Circuit 9	5,585	617	6,202
Orange	4,478	504	4,982
Osceola	1,107	113	1,220

Probate ♦ Filings

**PROBATE FILINGS
by Circuit/County and Category
FY 2014-15**

Circuit/County	Probate and Mental Health	Trust and Guardianship	Total
Circuit 10	4,740	326	5,066
Hardee	117	16	133
Highlands	894	48	942
Polk	3,729	262	3,991
Circuit 11	11,485	1,005	12,490
Miami-Dade	11,485	1,005	12,490
Circuit 12	6,264	431	6,695
Desoto	145	10	155
Manatee	1,776	124	1,900
Sarasota	4,343	297	4,640
Circuit 13	6,888	438	7,326
Hillsborough	6,888	438	7,326
Circuit 14	1,868	100	1,968
Bay	1,182	57	1,239
Calhoun	74	4	78
Gulf	92	6	98
Holmes	122	5	127
Jackson	308	19	327
Washington	90	9	99
Circuit 15	7,355	725	8,080
Palm Beach	7,355	725	8,080
Circuit 16	460	9	469
Monroe	460	9	469

PROBATE FILINGS
by Circuit/County and Category
FY 2014-15

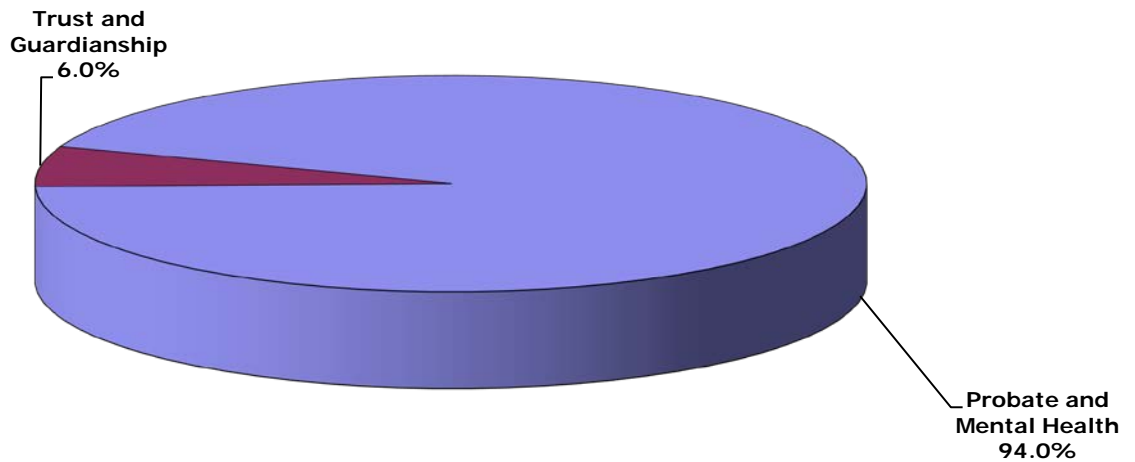
Circuit/County	Probate and Mental Health	Trust and Guardianship	Total
Circuit 17	8,697	437	9,134
Broward	8,697	437	9,134
Circuit 18	4,894	467	5,361
Brevard	2,860	301	3,161
Seminole	2,034	166	2,200
Circuit 19	3,854	338	4,192
Indian River	968	100	1,068
Martin	834	53	887
Okeechobee	145	11	156
St. Lucie	1,907	174	2,081
Circuit 20	7,636	528	8,164
Charlotte	1,830	123	1,953
Collier	2,023	143	2,166
Glades	47	3	50
Hendry	97	13	110
Lee	3,639	246	3,885
Total	107,816	7,930	115,746

Probate ♦ Dispositions

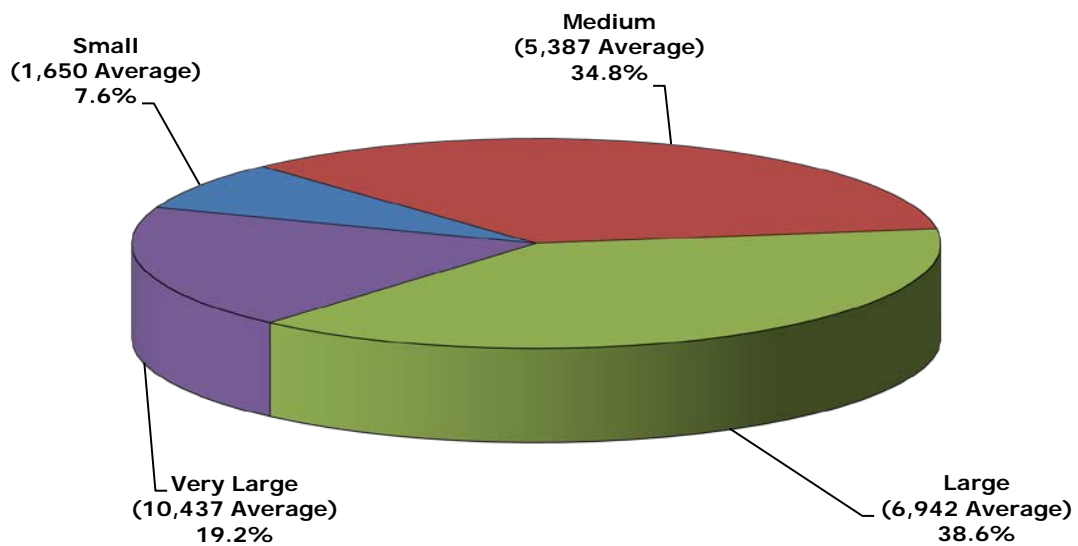
PROBATE DISPOSITIONS
Statewide by Category/Case Type and Month
FY 2014-15

Category/ Case Type	Jul	Aug	Sep	Oct	Nov	Dec	Jan	Feb	Mar	Apr	May	Jun	Total
A. Probate and Mental Health	8,671	8,399	8,325	9,298	6,735	8,376	8,342	8,094	9,686	9,172	8,306	8,554	101,958
1. Probate	4,257	4,205	4,230	4,653	3,293	4,475	4,345	3,989	4,899	4,505	4,158	4,122	51,131
2. Baker Act	3,257	3,057	3,000	3,429	2,512	2,910	2,851	3,012	3,513	3,448	2,890	3,230	37,109
3. Substance Abuse	776	740	762	854	606	640	815	754	833	829	881	799	9,289
4. Other Social Cases	381	397	333	362	324	351	331	339	441	390	377	403	4,429
B. Trust and Guardianship	524	578	528	596	528	579	476	488	555	576	571	523	6,522
1. Guardianship	463	527	473	534	479	512	429	423	502	510	523	453	5,828
2. Trust	61	51	55	62	49	67	47	65	53	66	48	70	694
Total	9,195	8,977	8,853	9,894	7,263	8,955	8,818	8,582	10,241	9,748	8,877	9,077	108,480

PROBATE DISPOSITIONS by Category FY 2014-15



PROBATE DISPOSITIONS by Circuit Size* FY 2014-15



*Small Circuits - 2nd, 3rd, 8th, 14th, 16th;
Medium Circuits - 1st, 5th, 7th, 10th, 12th, 18th, 19th;
Large Circuits - 4th, 6th, 9th, 13th, 15th, 20th; and
Very Large Circuits - 11th, 17th (as defined in the Glossary).

Probate ♦ Dispositions

**PROBATE DISPOSITIONS
by Circuit and Case Type
FY 2014-15**

Circuit	Probate	Baker Act	Substance Abuse	Other Social Cases	Guardianship	Trust	Total
1	1,942	1,925	412	141	227	52	4,699
2	826	1,333	145	226	205	13	2,748
3	471	144	145	28	27	0	815
4	2,410	1,315	415	166	446	25	4,777
5	4,039	2,089	309	355	259	10	7,061
6	4,505	3,429	200	203	335	57	8,729
7	2,975	1,646	760	119	304	21	5,825
8	800	1,616	120	41	72	2	2,651
9	2,160	1,948	572	306	490	48	5,524
10	2,003	1,900	573	155	251	19	4,901
11	4,003	4,965	895	1,198	705	23	11,789
12	2,984	1,620	1,166	209	299	54	6,332
13	2,266	3,076	874	195	335	45	6,791
14	881	517	147	30	45	5	1,625
15	5,482	1,381	637	210	422	78	8,210
16	334	37	31	3	5	0	410
17	3,946	3,403	998	279	396	63	9,085
18	2,675	1,359	581	195	356	31	5,197
19	2,014	1,091	182	131	169	106	3,693
20	4,415	2,315	127	239	480	42	7,618
Total	51,131	37,109	9,289	4,429	5,828	694	108,480

PROBATE DISPOSITIONS
by Circuit/County and Category
 FY 2014-15

Circuit/County	Probate and Mental Health	Trust and Guardianship	Total
Circuit 1	4,420	279	4,699
Escambia	2,660	107	2,767
Okaloosa	928	52	980
Santa Rosa	591	111	702
Walton	241	9	250
Circuit 2	2,530	218	2,748
Franklin	71	1	72
Gadsden	355	97	452
Jefferson	18	3	21
Leon	1,946	104	2,050
Liberty	28	3	31
Wakulla	112	10	122
Circuit 3	788	27	815
Columbia	370	14	384
Dixie	67	3	70
Hamilton	42	2	44
Lafayette	0	0	0
Madison	99	2	101
Suwannee	159	2	161
Taylor	51	4	55
Circuit 4	4,306	471	4,777
Clay	418	38	456
Duval	3,649	414	4,063
Nassau	239	19	258

Probate ♦ Dispositions

PROBATE DISPOSITIONS
by Circuit/County and Category
FY 2014-15

Circuit/County	Probate and Mental Health	Trust and Guardianship	Total
Circuit 5	6,792	269	7,061
Citrus	813	72	885
Hernando	1,646	73	1,719
Lake	1,572	58	1,630
Marion	2,363	52	2,415
Sumter	398	14	412
Circuit 6	8,337	392	8,729
Pasco	2,479	77	2,556
Pinellas	5,858	315	6,173
Circuit 7	5,500	325	5,825
Flagler	513	71	584
Putnam	323	27	350
St. Johns	792	66	858
Volusia	3,872	161	4,033
Circuit 8	2,577	74	2,651
Alachua	2,108	53	2,161
Baker	59	2	61
Bradford	90	6	96
Gilchrist	41	3	44
Levy	161	10	171
Union	118	0	118
Circuit 9	4,986	538	5,524
Orange	3,902	432	4,334
Osceola	1,084	106	1,190

PROBATE DISPOSITIONS
by Circuit/County and Category
FY 2014-15

Circuit/County	Probate and Mental Health	Trust and Guardianship	Total
Circuit 10	4,631	270	4,901
Hardee	92	11	103
Highlands	831	26	857
Polk	3,708	233	3,941
Circuit 11	11,061	728	11,789
Miami-Dade	11,061	728	11,789
Circuit 12	5,979	353	6,332
Desoto	114	4	118
Manatee	1,642	112	1,754
Sarasota	4,223	237	4,460
Circuit 13	6,411	380	6,791
Hillsborough	6,411	380	6,791
Circuit 14	1,575	50	1,625
Bay	1,027	13	1,040
Calhoun	19	3	22
Gulf	71	10	81
Holmes	117	4	121
Jackson	258	10	268
Washington	83	10	93
Circuit 15	7,710	500	8,210
Palm Beach	7,710	500	8,210
Circuit 16	405	5	410
Monroe	405	5	410

Probate ♦ Dispositions

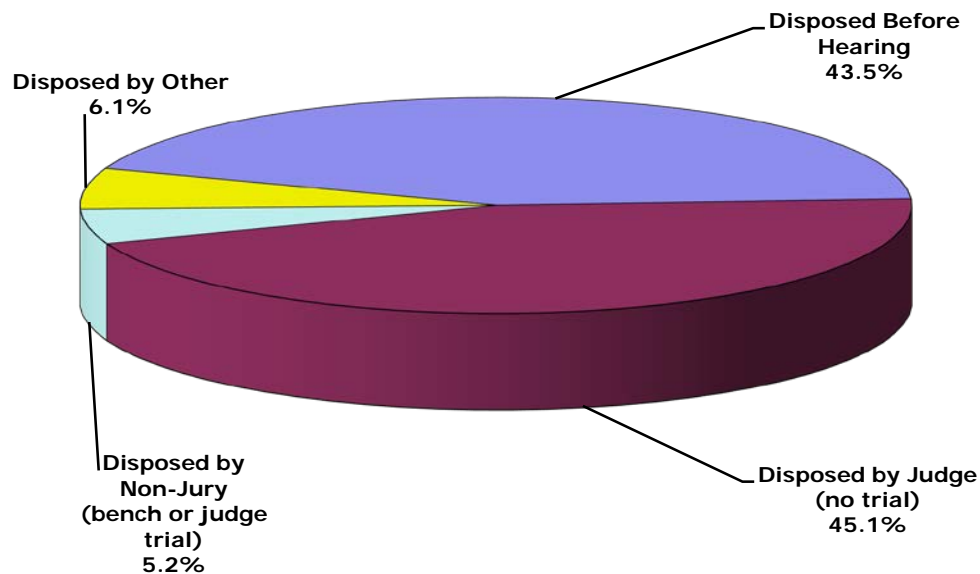
PROBATE DISPOSITIONS
by Circuit/County and Category
FY 2014-15

Circuit/County	Probate and Mental Health	Trust and Guardianship	Total
Circuit 17	8,626	459	9,085
Broward	8,626	459	9,085
Circuit 18	4,810	387	5,197
Brevard	2,677	214	2,891
Seminole	2,133	173	2,306
Circuit 19	3,418	275	3,693
Indian River	839	86	925
Martin	678	43	721
Okeechobee	123	7	130
St. Lucie	1,778	139	1,917
Circuit 20	7,096	522	7,618
Charlotte	1,713	100	1,813
Collier	2,076	155	2,231
Glades	14	1	15
Hendry	72	10	82
Lee	3,221	256	3,477
Total	101,958	6,522	108,480

PROBATE DISPOSITIONS
 Statewide by Disposition Type and Case Type
 FY 2014-15

Disposition Type	Probate	Baker Act	Substance Abuse	Other Social Cases	Guardianship	Trust	Total
A. Disposed Before Hearing	23,815	18,044	3,913	510	685	222	47,189
B. Disposed by Judge (no trial)	26,755	11,232	4,224	2,240	4,180	344	48,975
C. Disposed by Non-Jury	152	2,906	652	1,110	855	4	5,679
D. Disposed by Other	409	4,927	500	569	108	124	6,637
Total	51,131	37,109	9,289	4,429	5,828	694	108,480

PROBATE DISPOSITIONS
 by Disposition Type
 FY 2014-15



Probate ♦ Other Statistics

The Probate division also includes other statistics such as clearance rates and reopenings. **These data are provided by the 67 clerks of court. However, dispositions and special proceedings data are not audited for accuracy by the OSCA.**

Clearance Rates - The clearance rate is a useful measure of the responsiveness of a court to the demand for services, and is nationally recognized as a measure of court performance. The rate is determined by dividing the total number of cases *disposed* by the total number of cases *filed* during a specific time period. If a court received 1,000 new cases a month and *disposed* of 900 cases within the same month, the clearance rate for that month would be 90%. A 100% clearance rate means that a court is disposing of at least as many cases as have been filed during the reporting period. Thus, where clearance rates exceed 100%, those circuits are actually disposing of cases more quickly than cases are being filed for the period in question.

Reopenings - A reopening occurs when a case that has previously been reported as disposed is resubmitted to the court through a motion or petition.

**PROBATE CLEARANCE RATES
by Circuit
FY 2014-15**

Circuit	Filings	Dispositions	Clearance Rates
1	5,059	4,699	92.9%
2	2,990	2,748	91.9%
3	1,086	815	75.0%
4	5,364	4,777	89.1%
5	7,527	7,061	93.8%
6	9,529	8,729	91.6%
7	6,102	5,825	95.5%
8	2,942	2,651	90.1%
9	6,202	5,524	89.1%
10	5,066	4,901	96.7%
11	12,490	11,789	94.4%
12	6,695	6,332	94.6%
13	7,326	6,791	92.7%
14	1,968	1,625	82.6%
15	8,080	8,210	101.6%
16	469	410	87.4%
17	9,134	9,085	99.5%
18	5,361	5,197	96.9%
19	4,192	3,693	88.1%
20	8,164	7,618	93.3%
Total	115,746	108,480	93.7%

Probate ♦ Other Statistics

**PROBATE SPECIAL PROCEEDINGS
by Circuit
FY 2014-15**

Circuit	Reopenings
1	3,341
2	1,629
3	126
4	748
5	3,401
6	5,494
7	2,335
8	1,607
9	5,520
10	1,670
11	43,827
12	4,302
13	5,759
14	617
15	9,359
16	73
17	455
18	4,800
19	1,972
20	4,755
Total	101,790

-This page intentionally left blank-