

Probate ◆ **Overview**

The Probate division includes the following four categories of probate cases: probate, trusts, commitment acts, and guardianship. Within these categories are the following case types:

Probate - probate and other social cases (examples of other social cases include: developmental disability, tuberculosis control, Adult Protective Services Act, and other similar events)

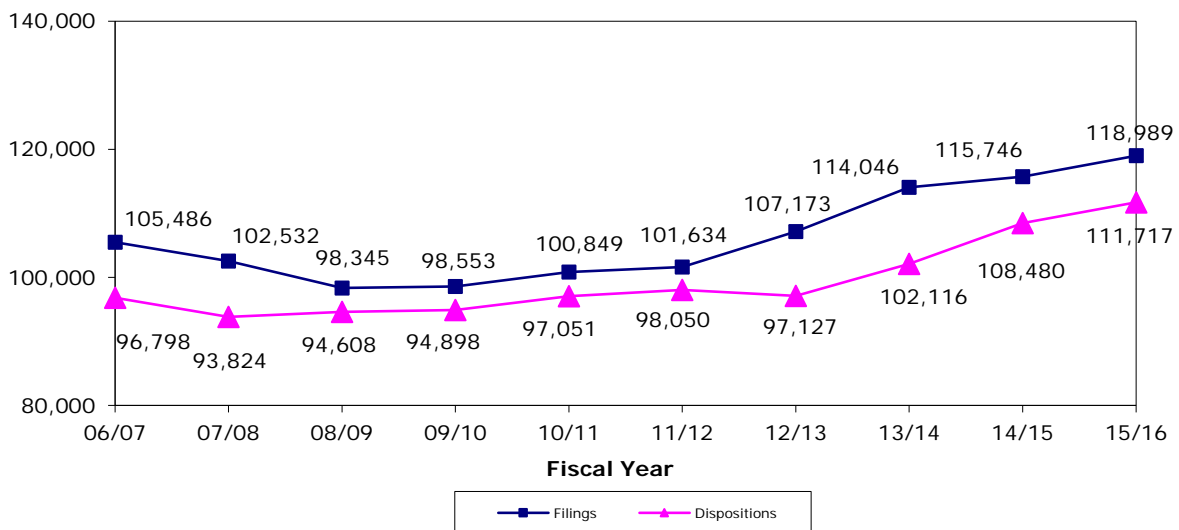
Trusts - trusts

Commitment Acts - Baker Act and Substance Abuse Act

Guardianship - adult and minor guardianship

In the Probate division, *filings* correspond to each petition filed. *Dispositions* correspond to each petition disposed.

**PROBATE FILINGS AND DISPOSITIONS
FY 2006-07 to FY 2015-16**

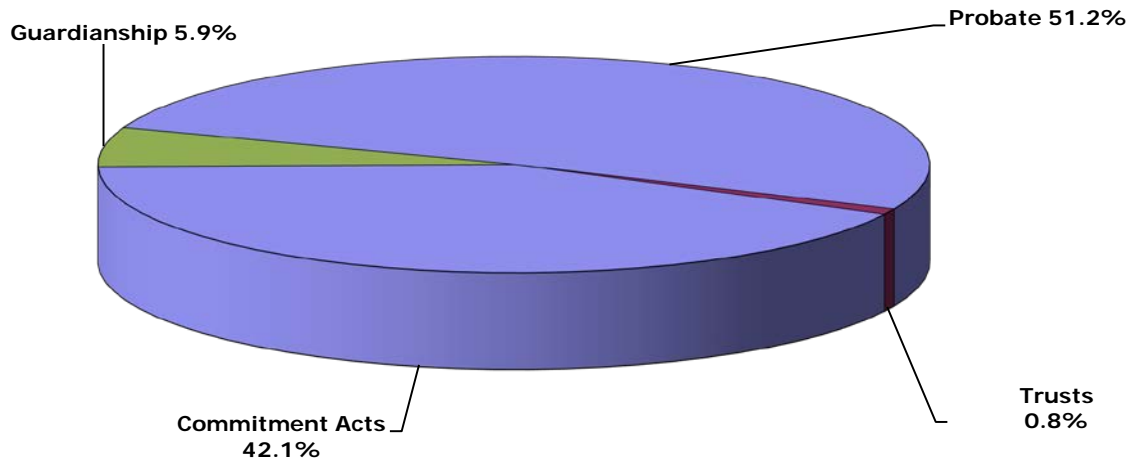


PROBATE FILINGS
Statewide by Category/Case Type and Month
FY 2015-16

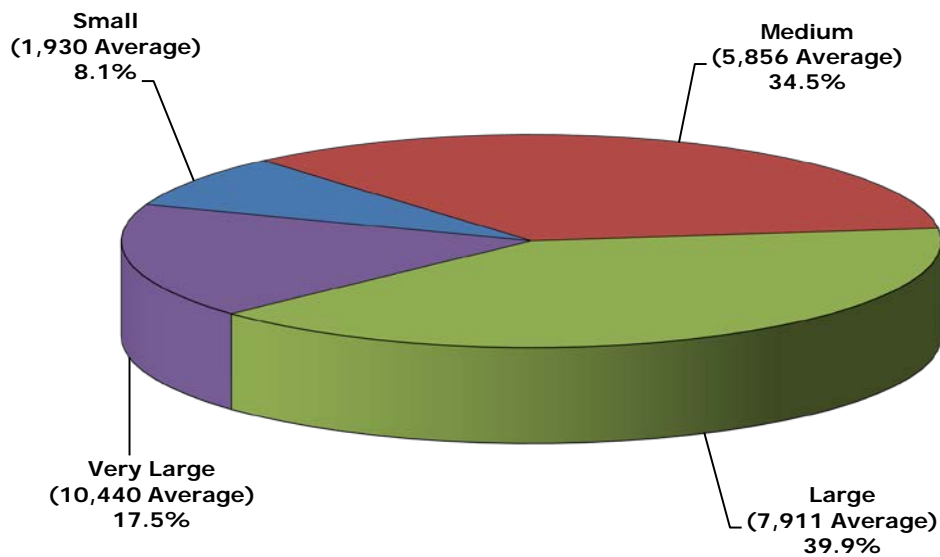
Category/ Case Type	Jul	Aug	Sep	Oct	Nov	Dec	Jan	Feb	Mar	Apr	May	Jun	Total
A. Probate	5,362	5,170	4,842	5,058	4,468	4,535	4,452	5,341	5,906	5,218	5,265	5,309	60,926
1. Probate	4,901	4,680	4,406	4,590	4,091	4,155	4,115	4,850	5,411	4,780	4,797	4,826	55,602
2. Other Social Cases	461	490	436	468	377	380	337	491	495	438	468	483	5,324
B. Trusts	78	87	76	99	87	99	81	83	91	71	72	86	1,010
1. Trusts	78	87	76	99	87	99	81	83	91	71	72	86	1,010
C. Commitment Acts	4,179	3,993	4,120	4,239	3,742	3,929	3,645	4,209	4,469	4,363	4,621	4,532	50,041
1. Baker Act	3,264	3,118	3,321	3,346	3,011	3,134	2,978	3,395	3,596	3,498	3,676	3,589	39,926
2. Substance Abuse	915	875	799	893	731	795	667	814	873	865	945	943	10,115
D. Guardianship	595	623	544	626	522	531	469	611	641	625	610	615	7,012
1. Guardianship	595	623	544	626	522	531	469	611	641	625	610	615	7,012
Total	10,214	9,873	9,582	10,022	8,819	9,094	8,647	10,244	11,107	10,277	10,568	10,542	118,989

Probate ◆ **Filings**

PROBATE FILINGS
by Category
FY 2015-16



PROBATE FILINGS
by Circuit Size*
FY 2015-16



*Small Circuits - 2nd, 3rd, 8th, 14th, 16th;
 Medium Circuits - 1st, 5th, 7th, 10th, 12th, 18th, 19th;
 Large Circuits - 4th, 6th, 9th, 13th, 15th, 20th; and
 Very Large Circuits - 11th, 17th (as defined in the Glossary).

PROBATE FILINGS
by Circuit and Case Type
FY 2015-16

Circuit	Probate	Baker Act	Substance Abuse	Other Social Cases	Guardianship	Trusts	Total
1	2,169	2,041	454	147	233	57	5,101
2	1,037	1,372	189	319	159	25	3,101
3	651	215	259	60	72	1	1,258
4	2,925	1,324	465	135	460	41	5,350
5	4,304	2,411	352	521	416	11	8,015
6	5,084	3,761	300	234	435	74	9,888
7	3,245	1,512	920	169	328	25	6,199
8	868	1,564	132	167	121	3	2,855
9	2,840	2,621	627	326	598	32	7,044
10	2,142	2,227	432	178	260	17	5,256
11	4,147	4,895	823	1,408	934	73	12,280
12	3,174	1,850	1,133	202	346	80	6,785
13	2,679	3,573	1,156	243	432	67	8,150
14	1,077	438	259	50	113	7	1,944
15	4,873	1,813	714	257	522	254	8,433
16	390	47	29	11	17	0	494
17	3,720	3,175	874	351	450	29	8,599
18	2,808	1,356	626	225	442	44	5,501
19	2,423	1,091	187	97	198	139	4,135
20	5,046	2,640	184	224	476	31	8,601
Total	55,602	39,926	10,115	5,324	7,012	1,010	118,989

Probate ◆ **Filings**

PROBATE FILINGS
by Circuit/County and Category
FY 2015-16

Circuit/County	Probate	Trusts	Commitment Acts	Guardianship	Total
Circuit 1	2,316	57	2,495	233	5,101
Escambia	1,112	7	1,607	91	2,817
Okaloosa	558	0	625	73	1,256
Santa Rosa	397	47	198	47	689
Walton	249	3	65	22	339
Circuit 2	1,356	25	1,561	159	3,101
Franklin	84	0	11	5	100
Gadsden	370	22	81	38	511
Jefferson	54	0	12	7	73
Leon	769	0	1,388	102	2,259
Liberty	20	0	21	0	41
Wakulla	59	3	48	7	117
Circuit 3	711	1	474	72	1,258
Columbia	220	0	233	24	477
Dixie	64	0	24	0	88
Hamilton	43	0	20	7	70
Lafayette	21	0	12	1	34
Madison	116	1	17	9	143
Suwannee	155	0	98	20	273
Taylor	92	0	70	11	173
Circuit 4	3,060	41	1,789	460	5,350
Clay	404	0	76	77	557
Duval	2,380	41	1,668	346	4,435
Nassau	276	0	45	37	358

PROBATE FILINGS
by Circuit/County and Category
FY 2015-16

Circuit/County	Probate	Trusts	Commitment Acts	Guardianship	Total
Circuit 5	4,825	11	2,763	416	8,015
Citrus	744	2	118	66	930
Hernando	804	0	1,208	79	2,091
Lake	1,322	8	498	106	1,934
Marion	1,476	1	895	140	2,512
Sumter	479	0	44	25	548
Circuit 6	5,318	74	4,061	435	9,888
Pasco	1,535	7	1,525	127	3,194
Pinellas	3,783	67	2,536	308	6,694
Circuit 7	3,414	25	2,432	328	6,199
Flagler	371	2	114	48	535
Putnam	321	1	113	22	457
St. Johns	680	4	298	102	1,084
Volusia	2,042	18	1,907	156	4,123
Circuit 8	1,035	3	1,696	121	2,855
Alachua	546	2	1,528	73	2,149
Baker	179	0	36	18	233
Bradford	67	0	13	17	97
Gilchrist	71	0	6	2	79
Levy	140	1	27	10	178
Union	32	0	86	1	119
Circuit 9	3,166	32	3,248	598	7,044
Orange	2,378	30	2,776	454	5,638
Osceola	788	2	472	144	1,406

Probate ♦ Filings

PROBATE FILINGS
by Circuit/County and Category
FY 2015-16

Circuit/County	Probate	Trusts	Commitment Acts	Guardianship	Total
Circuit 10	2,320	17	2,659	260	5,256
Hardee	57	5	48	8	118
Highlands	437	0	461	36	934
Polk	1,826	12	2,150	216	4,204
Circuit 11	5,555	73	5,718	934	12,280
Miami-Dade	5,555	73	5,718	934	12,280
Circuit 12	3,376	80	2,983	346	6,785
Desoto	122	0	18	12	152
Manatee	1,215	0	651	136	2,002
Sarasota	2,039	80	2,314	198	4,631
Circuit 13	2,922	67	4,729	432	8,150
Hillsborough	2,922	67	4,729	432	8,150
Circuit 14	1,127	7	697	113	1,944
Bay	637	5	434	50	1,126
Calhoun	39	0	46	5	90
Gulf	67	2	37	14	120
Holmes	75	0	47	4	126
Jackson	215	0	119	30	364
Washington	94	0	14	10	118
Circuit 15	5,130	254	2,527	522	8,433
Palm Beach	5,130	254	2,527	522	8,433
Circuit 16	401	0	76	17	494
Monroe	401	0	76	17	494

PROBATE FILINGS
by Circuit/County and Category
FY 2015-16

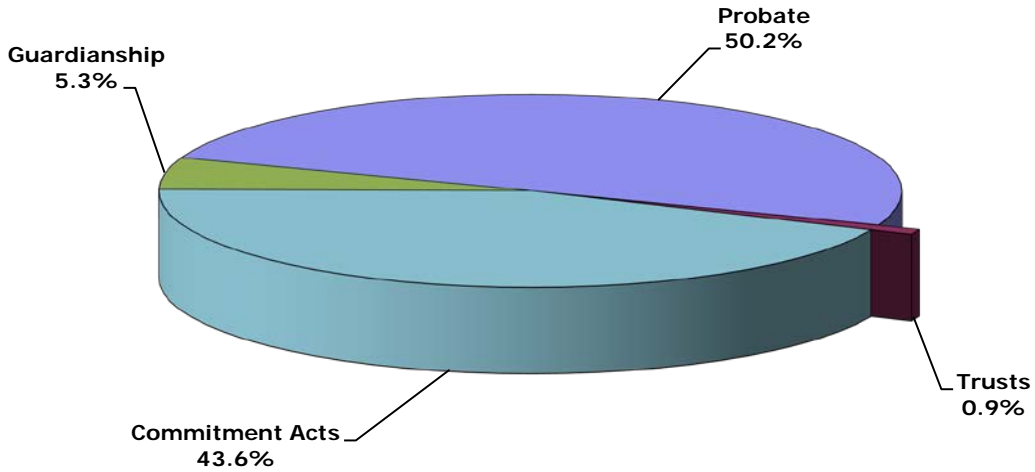
Circuit/County	Probate	Trusts	Commitment Acts	Guardianship	Total
Circuit 17	4,071	29	4,049	450	8,599
Broward	4,071	29	4,049	450	8,599
Circuit 18	3,033	44	1,982	442	5,501
Brevard	2,040	36	813	293	3,182
Seminole	993	8	1,169	149	2,319
Circuit 19	2,520	139	1,278	198	4,135
Indian River	673	26	221	59	979
Martin	676	8	90	44	818
Okeechobee	136	0	43	7	186
St. Lucie	1,035	105	924	88	2,152
Circuit 20	5,270	31	2,824	476	8,601
Charlotte	980	0	887	87	1,954
Collier	1,548	19	543	149	2,259
Glades	31	0	13	1	45
Hendry	77	0	17	5	99
Lee	2,634	12	1,364	234	4,244
Total	60,926	1,010	50,041	7,012	118,989

Probate ♦ Dispositions

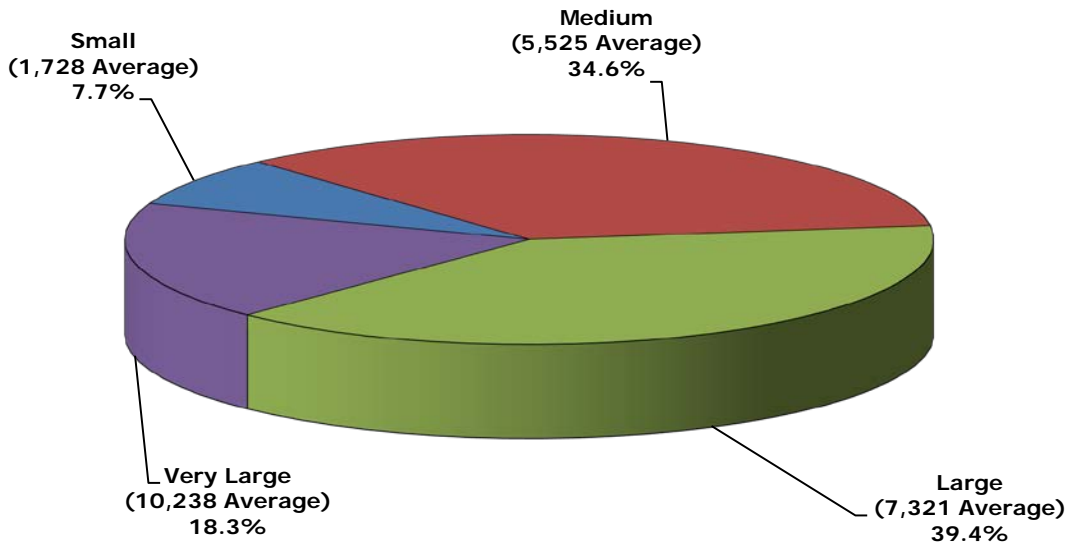
PROBATE DISPOSITIONS
Statewide by Category/Case Type and Month
FY 2015-16

Category/ Case Type	Jul	Aug	Sep	Oct	Nov	Dec	Jan	Feb	Mar	Apr	May	Jun	Total
A. Probate	4,864	4,667	4,419	4,936	4,330	4,273	4,215	4,510	5,226	4,872	4,904	4,882	56,098
1. Probate	4,420	4,216	4,050	4,472	3,989	3,874	3,901	4,141	4,868	4,463	4,492	4,554	51,440
2. Other Social Cases	444	451	369	464	341	399	314	369	358	409	412	328	4,658
B. Trusts	63	106	103	84	92	78	82	90	76	82	67	74	997
1. Trusts	63	106	103	84	92	78	82	90	76	82	67	74	997
C. Commitment Acts	4,146	3,686	4,286	4,154	3,569	3,665	3,658	3,895	4,575	4,275	4,215	4,531	48,655
1. Baker Act	3,253	2,908	3,445	3,332	2,789	2,942	2,988	3,170	3,727	3,411	3,307	3,688	38,960
2. Substance Abuse	893	778	841	822	780	723	670	725	848	864	908	843	9,695
D. Guardianship	537	543	512	549	431	467	364	474	525	524	515	526	5,967
1. Guardianship	537	543	512	549	431	467	364	474	525	524	515	526	5,967
Total	9,610	9,002	9,320	9,723	8,422	8,483	8,319	8,969	10,402	9,753	9,701	10,013	111,717

**PROBATE DISPOSITIONS
by Category
FY 2015-16**



**PROBATE DISPOSITIONS
by Circuit Size*
FY 2015-16**



*Small Circuits - 2nd, 3rd, 8th, 14th, 16th;
Medium Circuits - 1st, 5th, 7th, 10th, 12th, 18th, 19th;
Large Circuits - 4th, 6th, 9th, 13th, 15th, 20th; and
Very Large Circuits - 11th, 17th (as defined in the Glossary).

Probate ◆ **Dispositions**

PROBATE DISPOSITIONS
by Circuit and Case Type
FY 2015-16

Circuit	Probate	Baker Act	Substance Abuse	Other Social Cases	Guardianship	Trusts	Total
1	2,022	1,635	433	113	200	57	4,460
2	818	1,379	169	322	300	20	3,008
3	529	203	232	54	37	0	1,055
4	2,421	1,494	475	141	468	32	5,031
5	3,910	2,286	335	487	269	9	7,296
6	4,934	3,737	294	217	311	73	9,566
7	3,228	1,566	912	170	328	27	6,231
8	797	1,520	119	101	89	2	2,628
9	2,321	2,501	603	301	524	28	6,278
10	1,902	2,203	541	92	178	21	4,937
11	3,673	4,600	715	1,150	734	27	10,899
12	3,375	1,797	1,107	188	282	58	6,807
13	2,396	3,473	1,021	190	358	50	7,488
14	790	384	197	39	48	5	1,463
15	3,918	2,039	784	278	435	288	7,742
16	394	49	25	10	7	0	485
17	4,863	3,095	845	310	388	76	9,577
18	2,292	1,347	620	198	385	25	4,867
19	2,382	1,028	176	100	222	171	4,079
20	4,475	2,624	92	197	404	28	7,820
Total	51,440	38,960	9,695	4,658	5,967	997	111,717

PROBATE DISPOSITIONS
by Circuit/County and Category
FY 2015-16

Circuit/County	Probate	Trusts	Commitment Acts	Guardianship	Total
Circuit 1	2,135	57	2,068	200	4,460
Escambia	1,089	8	1,607	90	2,794
Okaloosa	446	0	208	51	705
Santa Rosa	387	46	191	45	669
Walton	213	3	62	14	292
Circuit 2	1,140	20	1,548	300	3,008
Franklin	49	0	5	0	54
Gadsden	356	20	79	208	663
Jefferson	18	0	4	0	22
Leon	680	0	1,398	90	2,168
Liberty	4	0	19	0	23
Wakulla	33	0	43	2	78
Circuit 3	583	0	435	37	1,055
Columbia	213	0	223	14	450
Dixie	57	0	23	0	80
Hamilton	26	0	20	2	48
Lafayette	0	0	0	0	0
Madison	113	0	17	6	136
Suwannee	112	0	93	4	209
Taylor	62	0	59	11	132
Circuit 4	2,562	32	1,969	468	5,031
Clay	341	0	77	59	477
Duval	2,012	32	1,855	382	4,281
Nassau	209	0	37	27	273

Probate ♦ Dispositions

PROBATE DISPOSITIONS
by Circuit/County and Category
FY 2015-16

Circuit/County	Probate	Trusts	Commitment Acts	Guardianship	Total
Circuit 5	4,397	9	2,621	269	7,296
Citrus	652	3	116	63	834
Hernando	691	0	1,123	74	1,888
Lake	1,296	5	493	65	1,859
Marion	1,358	1	845	47	2,251
Sumter	400	0	44	20	464
Circuit 6	5,151	73	4,031	311	9,566
Pasco	1,337	2	1,523	48	2,910
Pinellas	3,814	71	2,508	263	6,656
Circuit 7	3,398	27	2,478	328	6,231
Flagler	383	3	111	45	542
Putnam	260	1	107	13	381
St. Johns	641	5	288	96	1,030
Volusia	2,114	18	1,972	174	4,278
Circuit 8	898	2	1,639	89	2,628
Alachua	557	2	1,494	71	2,124
Baker	100	0	18	5	123
Bradford	54	0	13	9	76
Gilchrist	29	0	4	3	36
Levy	139	0	26	1	166
Union	19	0	84	0	103
Circuit 9	2,622	28	3,104	524	6,278
Orange	1,884	25	2,667	408	4,984
Osceola	738	3	437	116	1,294

PROBATE DISPOSITIONS
by Circuit/County and Category
FY 2015-16

Circuit/County	Probate	Trusts	Commitment Acts	Guardianship	Total
Circuit 10	1,994	21	2,744	178	4,937
Hardee	45	5	45	10	105
Highlands	407	0	417	10	834
Polk	1,542	16	2,282	158	3,998
Circuit 11	4,823	27	5,315	734	10,899
Miami-Dade	4,823	27	5,315	734	10,899
Circuit 12	3,563	58	2,904	282	6,807
Desoto	113	0	13	6	132
Manatee	1,446	0	594	99	2,139
Sarasota	2,004	58	2,297	177	4,536
Circuit 13	2,586	50	4,494	358	7,488
Hillsborough	2,586	50	4,494	358	7,488
Circuit 14	829	5	581	48	1,463
Bay	483	4	380	13	880
Calhoun	0	0	8	0	8
Gulf	43	1	29	8	81
Holmes	81	0	47	1	129
Jackson	202	0	114	23	339
Washington	20	0	3	3	26
Circuit 15	4,196	288	2,823	435	7,742
Palm Beach	4,196	288	2,823	435	7,742
Circuit 16	404	0	74	7	485
Monroe	404	0	74	7	485

Probate ♦ Dispositions

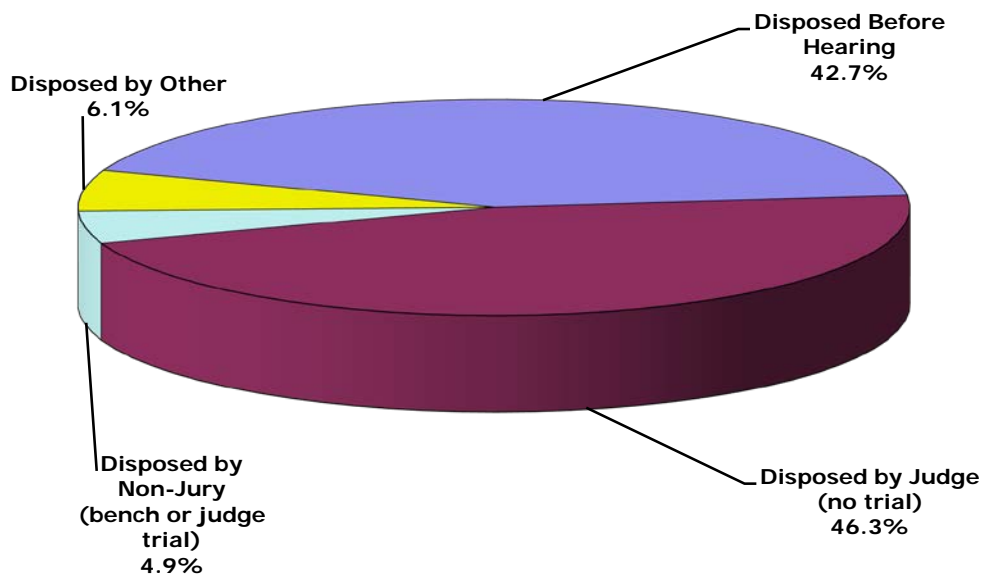
PROBATE DISPOSITIONS
by Circuit/County and Category
FY 2015-16

Circuit/County	Probate	Trusts	Commitment Acts	Guardianship	Total
Circuit 17	5,173	76	3,940	388	9,577
Broward	5,173	76	3,940	388	9,577
Circuit 18	2,490	25	1,967	385	4,867
Brevard	1,614	19	787	249	2,669
Seminole	876	6	1,180	136	2,198
Circuit 19	2,482	171	1,204	222	4,079
Indian River	633	25	219	58	935
Martin	594	4	90	72	760
Okeechobee	93	0	32	6	131
St. Lucie	1,162	142	863	86	2,253
Circuit 20	4,672	28	2,716	404	7,820
Charlotte	882	0	854	80	1,816
Collier	1,472	19	541	126	2,158
Glades	17	0	9	1	27
Hendry	61	0	12	3	76
Lee	2,240	9	1,300	194	3,743
Total	56,098	997	48,655	5,967	111,717

PROBATE DISPOSITIONS
 Statewide by Disposition Type and Case Type
 FY 2015-16

Disposition Type	Probate	Baker Act	Substance Abuse	Other Social Cases	Guardianship	Trusts	Total
A. Disposed Before Hearing	24,383	17,859	4,115	465	653	226	47,701
B. Disposed by Judge (no trial)	26,518	13,517	4,300	2,563	4,312	553	51,763
C. Disposed by Non-Jury	107	2,815	820	866	810	2	5,420
D. Disposed by Other	432	4,769	460	764	192	216	6,833
Total	51,440	38,960	9,695	4,658	5,967	997	111,717

PROBATE DISPOSITIONS
 by Disposition Type
 FY 2015-16



Probate ♦ Other Statistics

The Probate division also includes other statistics such as clearance rates and reopenings. **These data are provided by the 67 clerks of court. However, special proceedings data is not audited for accuracy by the OSCA.**

Clearance Rates - The clearance rate is a useful measure of the responsiveness of a court to the demand for services, and is nationally recognized as a measure of court performance. The rate is determined by dividing the total number of cases *disposed* by the total number of cases *filed* during a specific time period. If a court received 1,000 new cases a month and *disposed* of 900 cases within the same month, the clearance rate for that month would be 90%. A 100% clearance rate means that a court is disposing of at least as many cases as have been filed during the reporting period. Thus, where clearance rates exceed 100%, those circuits are actually disposing of cases more quickly than cases are being filed for the period in question.

Reopenings - A reopening occurs when a case that has previously been reported as disposed is resubmitted to the court through a motion or petition.

**PROBATE CLEARANCE RATES
by Circuit
FY 2015-16**

Circuit	Filings	Dispositions	Clearance Rates
1	5,101	4,460	87.4%
2	3,101	3,008	97.0%
3	1,258	1,055	83.9%
4	5,350	5,031	94.0%
5	8,015	7,296	91.0%
6	9,888	9,566	96.7%
7	6,199	6,231	100.5%
8	2,855	2,628	92.0%
9	7,044	6,278	89.1%
10	5,256	4,937	93.9%
11	12,280	10,899	88.8%
12	6,785	6,807	100.3%
13	8,150	7,488	91.9%
14	1,944	1,463	75.3%
15	8,433	7,742	91.8%
16	494	485	98.2%
17	8,599	9,577	111.4%
18	5,501	4,867	88.5%
19	4,135	4,079	98.6%
20	8,601	7,820	90.9%
Total	118,989	111,717	93.9%

Probate ♦ Other Statistics

**PROBATE SPECIAL PROCEEDINGS
by Circuit
FY 2015-16**

Circuit	Reopenings
1	3,779
2	2,077
3	133
4	668
5	3,909
6	5,780
7	2,649
8	1,702
9	5,894
10	2,499
11	41,326
12	4,681
13	6,312
14	534
15	9,862
16	59
17	508
18	5,386
19	1,700
20	5,311
Total	104,769

-This page intentionally left blank-